


While you could sit at a computer, open a web browser, go to the Bibleway website and listen to the sermons online, we have an easier way for you to have easy access from your mobile device

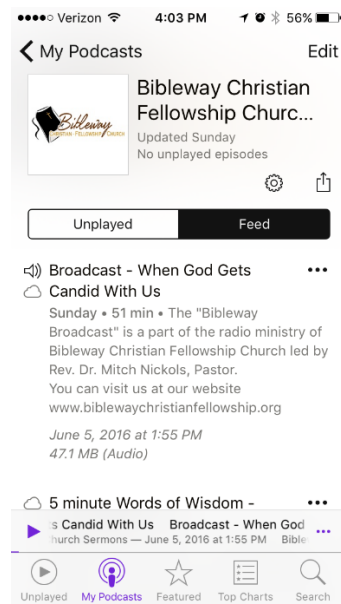
Listening to Bibleway sermons and conference calls on your phone:

The sermons and conferences calls are available via a feed (podcast) that you can view on the website or better yet, through a podcast application. When new sermons are added to the feed, your podcast application on your mobile device will automatically update and have the latest message available.


Adding Sermons to your iPhone:

The Bibleway Christian Fellowship Church podcast is available in iTunes. On your iPhone you can open

your Podcast app,  click the search button and type “Bibleway” and find the podcast. Click on the podcast and subscribe.



Adding Sermons to your Android Phone (non-iPhone):

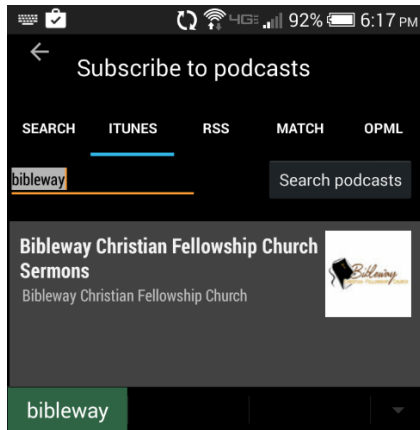
Go to the Google Play store  application

Search for the “PodKicker”  (Other podcast apps can work, however this is free)

Click on the application, install it, and once it’s finished installing, open the app on your phone.

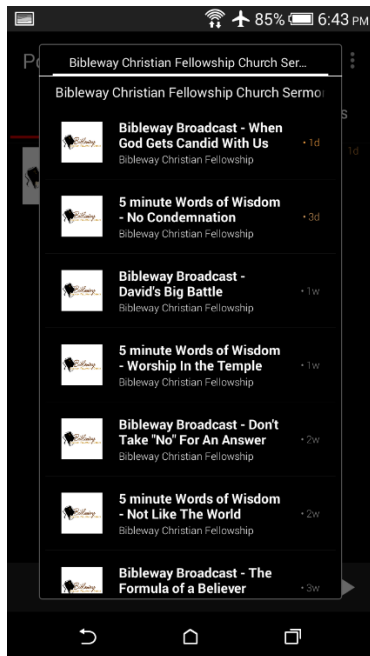
Click the + symbol to add a podcast

Click iTunes and search for bibleway



Or you can click RSS and paste the following URL in the box

<https://s3.amazonaws.com/thecloudnetwork/16960/sermons.xml>



You can also unsubscribe to the other default podcasts that come with the app